

Allander picture access guide

Your visit to the
Allander leisure centre



Enter through the
automatic doors to the
right side of the
building (facing the car
park)



You can spend some
time sitting in the
foyer



There is a café on your
left



You can see the swimming pool through the windows in the foyer



You can ask at the reception if you need any help



Enter through the electronic barriers on the left



Scan your membership card or receipt from reception on the target



The lifts are on your left



The 'lower impact studio' is on the right opposite the lifts



The 'wet changing village' on the left is the changing rooms for everyone for the swimming pool




On the right is then the accessible toilet, and the 'female dry change' where you can change for other activities



The 'male dry change' is on the left at the end of the corridor



You arrive at the 'spin studio' first down the corridor




Then the 'high impact studio'



The 'fitness suite' (gym) is at the end of the corridor



There are stairs near the reception



At the top of the stairs is a spectators area for the swimming pool



The lift opens next to the spectators area



There is also an accessible toilet next to the lift




On the right there are male and female changing rooms for the activities upstairs



Continue down the corridor to get to the squash courts



Down the corridor on the left is the large games hall



When you want to leave, exit through the automatic gates again



You can leave the
Allander through the
same automatic doors
that you entered
through



Thank you for visiting the Allander Leisure Centre